

SKETCH FOR OPERATION

3

SECTION NS

6E.2.

SHEET NS

BODY FRAME ASSEMBLY - DE-LUXE UTILITY

JCC
11/19

FRONT FLOORBOARD NF2
P096-49-08

6 SCREWS 209-20-54
6 PLAIN WASHERS 34705-54
6 LOCK WASHERS 34805-54
6 NUTS 500-05-54

RISER - DRIVERS SEAT
P368-49-02

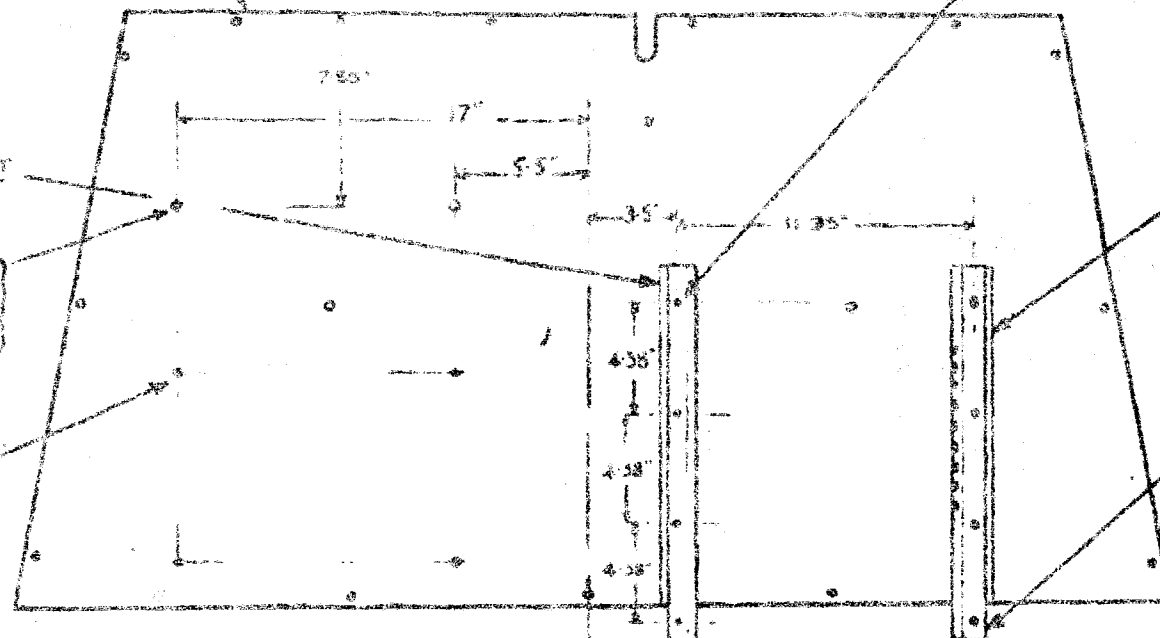
RISER - DRIVERS SEAT
P368-49-02

2 HOLES .34" DIA. FOR BOLTS
SECURING SEAT THROUGH
RISERS - SECTION EN.2

4 HOLES .17" DIA.
4 SCREWS 31896-3
SECURES PASSENGER
SEAT RIDER P370-49-01

FRONT SEAT GUIDE -
FEMALE R.H.
N 378-49-02

FRONT SEAT GUIDE - FEMALE L.H.
N 379-49-02



SKETCH FOR OPERATION

SECTION 92

6L.2.

DATE

BODY REAR CORNER PILLAR ASSY
R.H. N500-49-01
L.H. N501-49-01

2 BOLTS 145-21-52
2 SP WASHERS 34805-52
2 NUTS 514-05-52

BODY SIDE RAIL
R.H. and L.H. P720-49-01

BODY LOCK PILLAR
R.H. P810-49-01
L.H. P811-49-01

2 SCREWS 31930-S

2 SCREWS 31930-S

2 BOLTS 145-21-52
2 SP WASHERS 34805-52
2 NUTS 514-05-52

2 SCREWS 31941-S

REAR WHEELARCH ASSEMBLY
R.H. and L.H. N772-49-01

2 SCREWS 31917-S

1 SCREW 31919-S

REAR CORNER PILLAR BRACKET-LOWER
R.H. E102-49-01
L.H. E103-49-01

BODY SIDE REAR LOWER RAIL ASSY
R.H. N724-49-01
L.H. N725-49-01

1 SCREW 31930-S

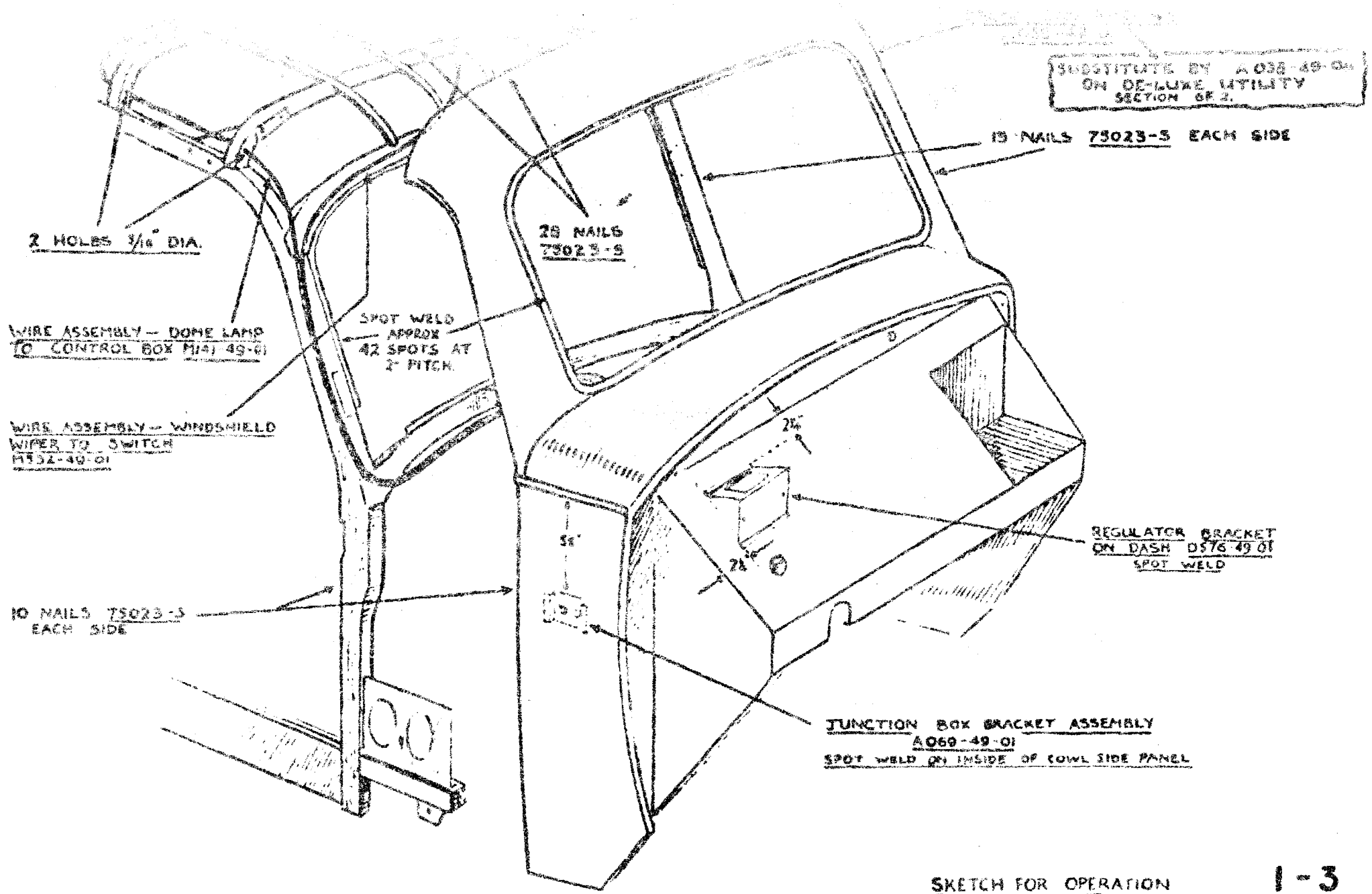
BODY SIDE FRONT LOWER RAIL
R.H. P722-49-01
L.H. P723-49-01

R.H. ASSEMBLY- SAME SCREWS & BOLTS REQUIRED FOR L.H. SIDE

SKETCH FOR OPERATION 1-6

SECTION 6 B

Handwritten notes:
BODY ASSEMBLY
REAR CORNER PILLAR BRACKET-LOWER



SUBSTITUTE BY A038-49-01
ON DE-LUXE UTILITY
SECTION 6F 2.

15 NAILS 75023-5 EACH SIDE

2 HOLES 3/16" DIA.

28 NAILS
75023-5

WIRE ASSEMBLY - DOME LAMP
TO CONTROL BOX M1A1 49-01

SPOT WELD
APPROX
42 SPOTS AT
2" PITCH.

WIRE ASSEMBLY - WINDSHIELD
WIPER TO SWITCH
H55Z-49-01

REGULATOR BRACKET
ON DASH D576-49-01
SPOT WELD

10 NAILS 75023-5
EACH SIDE

JUNCTION BOX BRACKET ASSEMBLY
A069-49-01
SPOT WELD ON INSIDE OF COWL SIDE PANEL

SKETCH FOR OPERATION

SECTION NO

SHEET NO

1-3

6F

1

FRONT END ASSEMBLY

FRONT DOOR UPPER HINGE
REINFORCEMENT H252-49-01

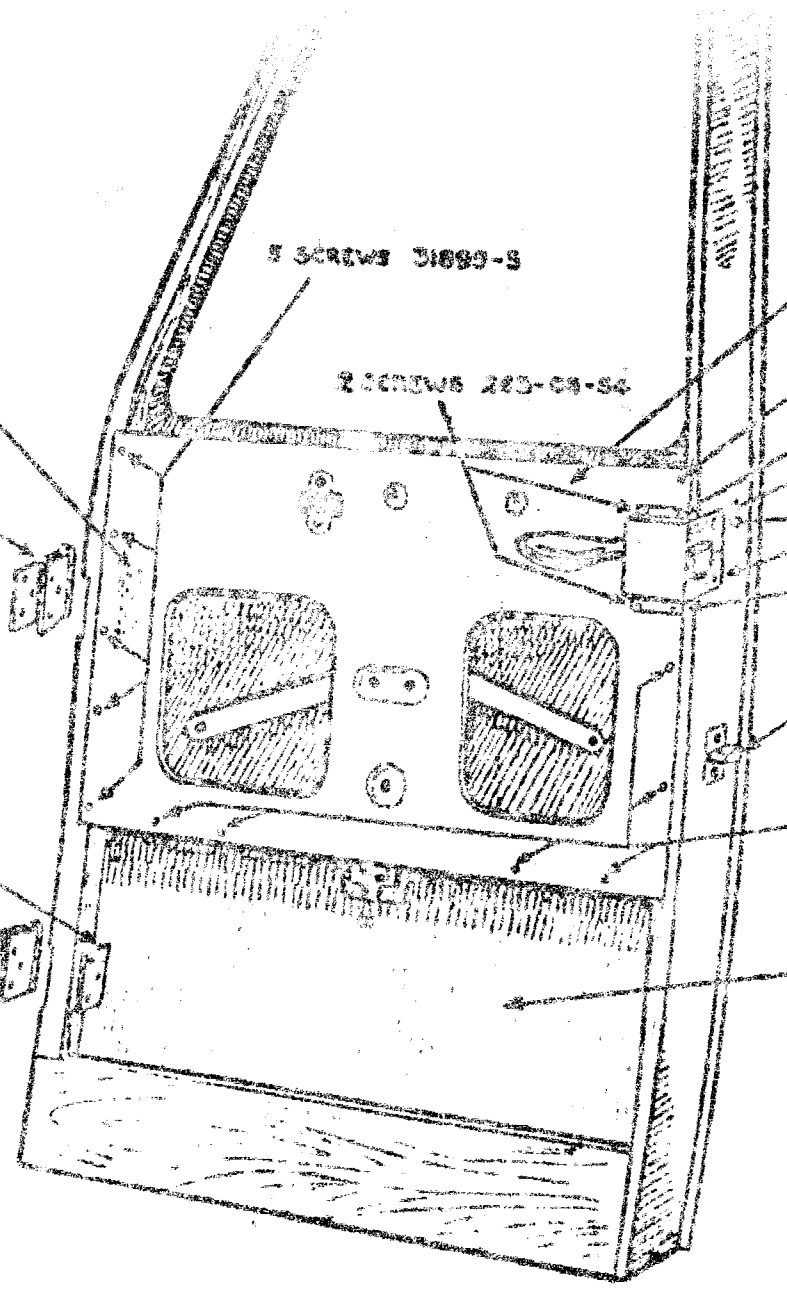
FRONT DOOR HINGE ASSY.
UPPER R.H. H150-49-01

3 SCREWS 701-22-52
3 SP WASHERS 34805-52
3 NUTS 514-05-52

FRONT DOOR LOWER HINGE
REINFORCEMENT H234-49-01

FRONT DOOR HINGE ASSY
LOWER R.H. H152-49-01

3 SCREWS 105-22-52
3 SP WASHERS 34805-52
3 NUTS 514-05-52



5 SCREWS 31893-5

2 SCREWS 283-08-54

DOOR WINDOW REGULATOR PANEL & CLINCH NUT
ASSY. R.H. A185-49-01

1 SCREW 31895-5

1 SCREW 32272-54

DOOR LOCK ASSY. R.H. H158-49-01

2 SCREWS 31898-54

1 SCREW 32272-54

DOOR DOVETAIL HALE T154-39-01
2 SCREWS 52457-56

6 SCREWS 31893-5

FRONT DOOR ASSY. R.H. A150-49-05

SKETCH FOR OPERATION

SECTION

1 - 5

61